

**GrK Q4 Pre Test Benchmark Teacher Copy**


1. Look at the shape. Identify it. Compare the shape to the shape of each object in the row. Color the matching shape. K.G.4



---

---

- \_\_\_ 2. Look at the objects. Select the answer that shows a way to take apart nine.  
K.OA.3



- a. 3 and 3
- b. 3 and 5
- c. 3 and 6
- d. 3 and 4

Name: \_\_\_\_\_ Class: \_\_\_\_\_ Date: \_\_\_\_\_

**GrK Q4 Pre Test Benchmark Teacher Copy**

3. Circle the picture that shows objects in front of another object. K.G.1



---

---

**GrK Q4 Pre Test Benchmark Teacher Copy**

4. Count 10. Circle the group that shows 10. Write the number. Circle the group that shows some more. Write the number. K.NBT.1

17




\_\_\_\_\_ and \_\_\_\_\_ more

\_\_\_\_\_

\_\_\_\_\_

**GrK Q4 Pre Test Benchmark Teacher Copy**

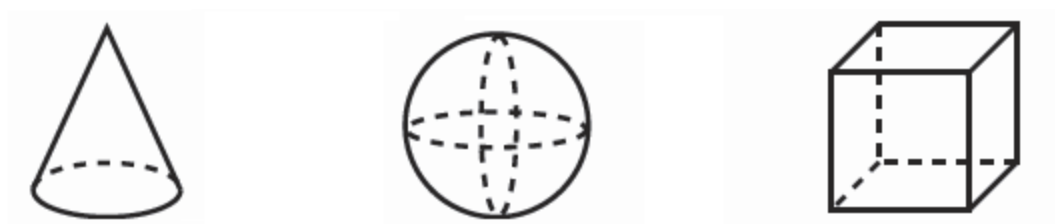
\_\_\_ 5. Solve. Select the number that makes the subtraction story true. K.OA.3



$$\overline{10} - \overline{4} = \underline{\quad\quad}$$

- a. 8
- b. 6
- c. 4

6. Look at the shapes. Draw an X on the shape(s) that roll. K.G.4




---



---

**GrK Q4 Pre Test Benchmark Teacher Copy**

**Answer Key**

1. Students should color the can.

2. c

3.



4.



\_\_\_\_\_ and \_\_\_\_\_  
**10** and **7** more

5. b

6.

